

**18.8.2009.**

**Vol.5 , Broj 33.**

Ministarstvo poljoprivrede ,  
 šumarstva i vodoprivrede  
 Republike Srbije

Izveštaj pripremio : Institut  
 za primenu nauke u poljo-  
 privredi











Email:  
 office@stips.minpolj.sr.gov.yu

telefon:  
 011-  
 3616283

**33**

[www.stips.minpolj.sr.gov.yu](http://www.stips.minpolj.sr.gov.yu)

## ŽIVA STOKA, ŽITARICE I STOČNA HRANA

Dešavanja na tržištu goveda protekle sedmice		<b>1</b>
Na pojedinim pijacama skuplja prasad		<b>2</b>
Pregled cena žive stoke na stočnim pijacama		<b>3</b>
Cene žive stoke u klanicama		<b>4</b>
Prikaz cena stoke u EU		<b>5</b>
Cene žive stoke na pijacama u Crnoj Gori		<b>6</b>
Žitarice i stočna hraniva		<b>7</b>
Nedeljni prikaz cena žitarica i stočne hrane		<b>8</b>
Promet robe na produktnoj berzi u Novom Sadu		<b>9</b>
Svetsko tržište pšenice, kukuruza i stočne hrane		<b>10</b>

### Dobra ponuda teladi simentalske rase i krava za klanje

Na većini pijaca i ove nedelje na stočnim pijacama i ove nedelje cene nepromenjene. Nakupci su dosta zastupljeni u ponudi, a promet je slab.

U Čačku cena goveda je usko povezana sa cenom eura, pa je cena junadi izmedju 150 i 170 a teladi 260 din/kg.

U Kraljevu na stočnoj pijaci su krave za klanje postigle visoku cenu pa su se prodavalje po čak 130,00 din/kg.

Dobra ponuda mlečnih krava za klanje zabeležena je na stočnoj pijaci u Požarevcu, uzrok je prisustvo kupaca koji dolaze sa Kosova da kupuju sa ove teritorije. Ovo je izazvalo i dolazak prodavaca goveda iz šire okoline.

Klanice u Beogardu su ove nedelje otkupljivale stoku po nižim cenama nego prošle. Ovo smanjenje se kretalo oko 10 % u odnosu na prošlonedeljne cene. Kod teladi

simentalske rase zabelezen je blagi pad cene, a ponuda teladi simentalske rase je dominirala na tržištu goveda u Obrenovcu.

Najvišu cenu teladi simentalske rase zabeležili smo u Kraljevu, dok je najniža cena ove nedelje bila na stočnoj pijaci u Požarevcu.

## ***Dobra ponuda prasadi***

Prosečna ponuda svinja je karatkerisala ovu nedelju na stocnim pijacama u Srbiji. Najbolja ponuda je zabelezena kod najmladjih kategorija prasadi do 15 i do 25 kg.

Klanice su kupovale tovljenike sa velikih farmi, cene su varirale u zavisnosti od grada.

Na stočnoj pijaci u Kraljevu ove sedmice prasad je pojeftinila i prodaje se po ceni od 200,00 din/kg, suprotno se dogodilo sa cenom prasadi u Obrenovcu i nesto su skuplja ove u odnosu na prethodnu nedelju.

Tovljenici u Kraljevu su se prodavali po cenama od čak 180 din/kg, dok su na ostalim pijacama cene bile skoro ne promenjene u odnosu na prethodnu sedmicu.

Krmača za klanje bilo je u ponudi na samo nekoliko stočnih pijaca u Srbiji.

Ponuda ove vrste stoke je dobra u poredjenju sa tražnjom. Tako se čini da su prodavci spremni da pregovaraju i da snize cene za kilogram svoje stoke samo bi prodali i ne vraćali ih nazad.

## ***Malo poskupljenje jagnjadi***

Mirna nedelja na tržištu ovaca obeležila i ovu nedelju. Cene se uglavnom nisu menjale, jedino su jagnjad na ponekim pijacama poskupela ili pojeftinila u zavisnosti od tražnje.

Najskuplja jagnjad su se prodavala na stočnoj pijaci u Pirotu, dok je suprotno bilo u Kraljevu. Ponuda dviski je bila neobično slaba, dok je šilježadi bilo na većini stočnih pijaci Srbije. Jagnjad su naravno najinteresantnija kupcima a cena kilograma zivog jagnjeta je bila oko 200 dinara.

Ponuda jagnjadi u Čačku je dobra a cena je u blago porastu u odnosu na predhodnu sedmicu i sada je od 180 do 200 dinara, dominira cena od 200 dinara ,ovaca 100 do 110 dinara i ovnova 100 do 120 dinara.

Na stočnoj pijaci u Obrenovcu jagnjad nesto skuplja ove u odnosu na prethodnu nedelju.

Može se zaključiti da su prodavci

ovaca, kao i do sada bili najzadovoljniji po završetku pijačnog dana.

**Cene žive stoke - stočne pijace u Srbiji za period 10-16.8.2009. godine**

Jedinica mere din/kg	Težina/ uzrast	Rasa	Centralna Srbija												Vojvodina						Dominantna cena Srbija						
			Beograd Obrenovac	Čačak	Kragujevac	Krajevo	Loznica	Niš - Bežin	Piroć	Požarevac	Smederevo	Osiponica	Vranje	Zajčar	Kikinda	Novi Sad	Pančevo	Sombor	S.Mitrovica	Subotica		Zrenjanin					
Dviske	sve		160	---	---	130	150	150	---	---	---	---	---	---	---	---	---	---	---	---	---	---	---	---	---	150	
Jagnjad	sve		200	200	---	180	200	200	220	190	200	200	200	---	---	---	---	---	---	---	---	---	---	---	---	200	
Jarići	sve		180	---	---	160	---	180	180	160	180	170	---	---	---	---	---	---	---	---	---	---	---	---	---	180	
Junad	do 300 kg	HF	---	---	---	---	---	---	---	---	---	---	---	---	---	---	---	---	---	---	---	---	---	---	---	---	
Junad	do 300 kg	SM	180	---	---	170	---	180	170	170	---	---	---	---	---	---	---	---	---	---	---	---	---	---	---	170	
Junad	>480 kg	sve	170	190	---	170	---	---	170	---	---	---	---	---	---	---	---	---	---	---	---	---	---	---	---	170	
Koze	sve		100	---	---	120	100	100	---	80	---	---	---	---	---	---	---	---	---	---	---	---	---	---	---	100	
Krave za klanje	HF		---	---	---	---	---	---	---	---	---	---	---	---	---	---	---	---	---	---	---	---	---	---	---	90	
Krave za klanje	SM		---	110	---	130	---	90	100	110	---	---	---	---	---	---	---	---	---	---	---	---	---	---	---	110	
Krmače za klanje	>130 kg	sve	---	120	---	110	---	100	---	100	120	---	---	---	---	---	---	---	---	---	---	---	---	---	---	110	
Ovca	sve		120	110	---	110	110	100	---	100	120	100	---	---	---	---	---	---	---	---	---	---	---	---	---	100	
Ovnovi za priplod	sve		140	120	---	130	160	---	---	110	---	130	---	---	---	---	---	---	---	---	---	---	---	---	---	130	
Prasad do 15 kg	sve		210	180	---	---	200	210	230	230	180	220	---	---	---	---	---	---	---	---	---	---	---	---	---	210	
Prasad do 25 kg	sve		190	180	---	200	180	200	220	220	190	210	---	---	---	---	---	---	---	---	---	---	---	---	---	180	
Priplodne junice	sve		---	---	---	---	---	---	---	---	---	---	---	---	---	---	---	---	---	---	---	---	---	---	---	---	
Priplodne krave	HF		---	---	---	---	---	---	---	---	---	---	---	---	---	---	---	---	---	---	---	---	---	---	---	---	
Priplodne krave (din/grlu)	SM		---	---	---	---	---	---	---	---	---	---	---	---	---	---	---	---	---	---	---	---	---	---	---	---	
Šilježad	sve		160	---	---	140	160	150	---	150	150	---	---	---	---	---	---	---	---	---	---	---	---	---	---	150	
Telad	80-160 kg	HF	250	---	---	---	---	---	---	---	---	---	---	---	---	---	---	---	---	---	---	---	---	---	---	---	240
Telad	80-160 kg	SM	290	270	---	300	280	280	260	250	---	260	---	---	---	---	---	---	---	---	---	---	---	---	---	280	
Tovljenici	80-130 kg	sve	160	140	---	180	150	140	---	140	---	140	---	---	---	---	---	---	---	---	---	---	---	---	---	140	
Tovljenici	>130 kg	sve	150	130	---	130	---	120	---	120	140	130	---	---	---	---	---	---	---	---	---	---	---	---	---	130	

**Klanične cene žive stoke u Srbiji po okruzima za period 10-16.8.2009. godine**

Jedinica mere din/kg	Težina/ uzrast	Rasa	Grad Beograd	Braničevski	Jablanički, Pcinjski	Južno - bački	Južno - banatski	Mačvanski, Kolubarski	Nišavski, Toplički	Podunavski	Raški	Severno - bački	Srednj-banatski	Sremski	Zajčarski, Borski	Zlatiborski, Moravicki	Šumadijski, Pomoravski	Dominantna cena Srbija
Bikovi	>500 kg	HF	---	140	---	160	---	---	---	---	---	---	155	130	---	---	---	165
Bikovi	>500 kg	SM	---	165	165	---	170	170	150	175	140	---	165	160	---	---	---	180
Jagnjad			---	190	190	180	160	185	180	200	160	---	---	180	---	---	---	180
Jarad			---	---	---	---	---	---	---	---	---	---	---	---	---	200	---	180
Junad	350-480		160	---	160	---	---	155	170	150	150	---	165	160	---	170	---	160
Junice			---	140	150	140	150	140	---	---	130	---	140	130	---	---	---	140
Koze			---	---	---	---	---	---	---	---	---	---	---	---	---	---	---	100
Krave za klanje			100	100	100	---	90	115	80	110	100	---	---	105	---	110	---	100
Ovce			---	100	90	90	80	105	80	110	120	---	---	90	---	---	---	90
Prasad	< 25 kg		---	200	180	210	200	190	170	180	170	---	---	220	---	230	---	200
Telad	80-160 kg	SM	---	240	250	---	---	280	240	240	290	---	---	230	---	260	---	240
Tovljenici I klasa	90-120 kg		155	150	140	150	150	155	120	160	130	---	140	150	---	140	---	150
Tovljenici II klasa	90-120 kg		150	120	130	120	145	125	110	140	120	---	130	135	---	---	---	120
Tovljenici	>120 kg		125	100	---	100	130	110	100	---	100	---	---	135	---	---	---	100
Šiježad			---	120	130	---	---	---	130	150	120	---	---	---	---	---	---	120

## COMMISSION EUROPEENNE

Direction générale de l'Agriculture

D2. Viandes bovine, porcine, ovine et aviculture

## CENE STOKE ZA KLANJE U EU

## CENE NA TRŽIŠTU ZEMLJE ČLANICE

PRIX DE MARCHÉ - ETATS MEMBRES  
MARKET PRICES - MEMBER STATES

Datum

od : 03.08.09

do : 09.08.09

(EURO/100kg P.C/DW)	BE	BG	CZ	DK	DE	EE	GR	ES	FR	IE	IT	CY	LV	LT	LU	HU	MT	NL	AT	PL	PT	RO	SI	SK	FI	SE	UK	EU	Promena poslednji
Junad U2	345.1	301.8	322.0	311.6	316.2	444.5	325.6	344.0	301.8	367.7	236.2	345.3	307.2	312.8	276.6	349.9	302.0	293.0	383.5	263.6	313.0	346.3	-2.7						
Junad U3	322.2	289.8	317.8	308.2	326.8	330.0	314.5	364.0	307.4	364.0	343.5	302.4	325.5	312.4	288.7	343.2	302.4	264.6	311.4	330.4	0.32								
Junad R2	300.0	287.6	302.5	306.2	272.2	425.7	274.6	310.0	291.3	307.4	201.7	317.8	283.0	304.4	265.6	339.4	295.9	285.7	343.3	255.2	302.9	303.1	-2.11						
Junad R3	273.9	281.9	308.7	300.5	270.2	425.7	315.1	304.0	302.7	350.6	172.9	211.3	290.0	306.3	262.9	333.0	296.7	342.2	256.2	302.7	312.2	-1.08							
Junad O2	259.5	234.9	266.6	283.0	274.0	213.5	383.4	229.7	265.0	267.3	287.1	287.0	175.3	183.6	283.2	250.0	290.0	284.4	276.3	253.9	241.9	270.9	282.6	287.8	237.5	284.4	26.13	-0.65	
Junad O3	242.4	236.6	271.3	278.3	274.0	237.9	370.2	294.7	260.0	266.8	276.4	287.0	192.5	200.0	278.1	290.0	284.9	285.0	253.0	311.5	295.8	277.0	293.0	244.1	287.0	274.6	274.6	0.36	
Junad	318.9	235.6	281.1	285.3	295.8	221.0	407.4	289.4	310.0	298.0	346.8	287.0	178.6	192.7	331.9	250.0	284.7	307.1	257.1	333.3	243.7	292.9	284.5	294.5	247.5	296.9	308.3	-0.93	
Bikovi R3	273.7	206.2	281.1	233.0	222.4	206.2	292.9	282.6	242.9	258.2	-3.35																		
Bikovi	273.7	206.2	281.1	233.0	222.4	206.2	292.9	282.6	242.9	258.2	-3.35																		
Goveda U2	347.0	290.7	345.5	320.0	352																								
Goveda U3	347.0	290.7	345.5	320.0	352																								
Goveda U4	326.0	284.5	302.0	316.8	6.05																								
Goveda R3	315.0	281.1	311.1	265.7	2.52																								
Goveda R4	299.0	280.5	312.0	248.0	3.38																								
Goveda O3	264.0	268.5	283.2	243.0	1.48																								
Goveda O4	258.0	269.0	238.8	309.6	3.71																								
Goveda	242.0	285.5	269.9	195.6	242.9																								
Krave R2	277.0	233.6	257.2	254.4	226.7	202.8	184.6	204.0	218.7	299.3	278.1	-0.95																	
Krave R3	267.3	233.6	257.2	254.4	226.7	202.8	184.6	204.0	218.7	299.3	278.1	-0.95																	
Krave R4	225.9	249.6	256.1	277.1	245.2	297.0	225.3	162.5	237.0	214.6	326.4	183.0	201.2	192.6	247.4	149													
Krave O2	239.2	174.9	208.3	203.8	231.5	161.5	187.7	258.0	210.0	224.4	152.6	163.5	267.1	198.4	226.5	207.9	195.6	205.5	207.1	143.7	186.7	218.4	-0.08						
Krave O3	234.2	166.9	205.0	210.7	240.4	111.1	184.6	179.4	263.0	217.6	239.6	113.3	166.6	250.6	202.7	234.8	214.8	199.1	185.3	208.7	174.5	188.8	222.4	204.5	228.6	233.0	0.67		
Krave O4	227.8	203.9	213.6	245.2	154.8	185.5	195.6	254.0	218.0	157.7	170.8	201.2	235.5	221.1	204.2	214.4	171.4	201.2	186.7	190.1	231.4	224.8	0.32						
Krave P2	186.4	143.2	168.8	149.0	194.3	148.6	184.2	154.8	214.0	191.0	188.4	157.0	150.1	174.6	180.2	163.8	161.0	206.4	128.1	154.9	186.0	160.0	178.3	186.3	-0.22				
Krave P3	187.7	142.4	186.2	205.2	149.7	168.4	176.5	239.0	210.7	207.2	157.0	155.5	162.8	245.0	174.1	212.7	185.7	174.1	215.8	157.0	103.1	184.1	186.3	199.7	214.4	0.94			
Krave	235.0	145.0	201.1	187.6	233.0	152.3	181.4	187.4	262.4	213.3	210.5	157.0	154.8	160.0	270.2	190.9	227.3	216.8	192.6	176.6	208.9	158.7	176.1	190.4	188.0	223.1	226.3	0.53	
Junice U2	361.5	316.7	316.7	289.4	388.0	291.4	398.9	262.0	324.1	249.9	348.8	272.4	320.0	347.2	-4.56														
Junice U3	340.5	316.2	302.7	312.4	383.0	293.1	406.5	260.7	341.7	246.3	268.1	322.6	350.5	-0.40															
Junice R2	292.0	219.9	235.7	255.6	300.0	249.5	321.0	285.6	364.3	208.1	339.8	249.4	218.4	310.2	-2.94														
Junice R3	278.0	238.1	296.8	296.3	236.3	408.1	283.6	322.0	287.2	371.7	219.8	318.9	205.1	316.0	263.8	314.6	330.7	262.4	316.0	263.8	314.6	306.2	2.27						
Junice R4	224.8	288.1	286.0	251.4	301.0	287.8	217.1	238.0	250.9	316.1	299.1	2.82																	
Junice O2	204.0	218.4	240.9	204.6	383.6	272.3	268.0	268.8	263.9	252.3	209.3	323.7	231.0	231.5	199.5	283.0	200.7	284.6	255.4	-0.75									
Junice O3	212.2	218.4	242.2	244.0	210.6	274.1	283.0	271.9	272.9	244.0	159.9	185.8	259.6	208.8	242.7	225.5	200.8	274.2	231.1	296.7	257.0	-4.39							
Junice O4	217.0	232.2	247.2	297.0	276.0	272.6	244.0	197.8	244.5	244.5	244.5	279.9	0.80																
Junice	323.4	208.7	225.8	267.1	275.1	208.2	390.1	284.9	339.0	281.4	380.2	244.0	158.9	182.4	198.8	207.5	262.0	215.6	290.4	221.3	339.6	294.5	248.1	202.6	274.0	389.0	303.8	-0.28	
Polutke	262.0	196.8	239.8	244.3	267.0	189.3	366.0	276.6	287.1	265.2	330.2	236.9	189.1	181.6	308.1	211.5	181.8	231.8	277.0	226.4	302.1	216.4	258.5	244.7	248.8	224.2	295.3	277.6	0.00
Promena poslednje nedelje	-2.5	-5.8	-3.6	-0.3	0.8	-2.2	3.0	0.9	-3.8	10	-5.7	-8.3	-0.1	3.0	5.3	-4.3	-3.1	-0.1	12	-13	3.4	5.1	0.00						

**Cene žive stoke – stočne pijace u Crnoj Gori  
za period 6-12.8.2009.godine**

Naziv životinje	Težina/uzrast	Rasa	Jedinica mere	Dominantne cene (u €)						
				Bar	Berane	Bjelo Polje	Nikšić	Pijevlja	Podgorica	Prosek CG
Telad	80-160 kg	SIM	kg.		3	2.9		2.9	2.9	2.93
Telad	80-160 kg	ostala	kg.	2.8	2.8	2.7	2.9	2.7		2.78
Junad	do 300 kg	ostala	kg.	2.3		1.7	2.2	2	2.2	2.08
Junad	više od 300 kg	ostala	kg.	1.9	1.5	1.6	2	1.6		1.72
Krave za klanje		SM	kg.		1.2					1.2
Krave za klanje		sve rase		0.9	1	0.9	1	1	1	0.97
Prasad		sve rase	kg.	3.5	3.3	3.2	3.5	3	3.4	3.32
Jagnjad		sve rase	kg.	2.7	2.2	2.3	2.5	2.2		2.38
Jarad		sve rase	kg.	3.5			2.7		2.6	2.93
Priplodne ovce		sve rase	grlo		100	140	100	120		115
Priplodne koze		sve rase	grlo		100	100	80			93.33
Priplodne junice		HF	grlo				1200			1200
Priplodne junice		Smeđa	grlo					1100		1100
Priplodne krave		HF	grlo				1300			1300
Priplodne krave		Melez	grlo		700	750	750		700	725

1 Euro = 93.29 Dinara

Izvor: AMIS





## Žitarice i stočna hrana

Na trzistu žitarica i inputa za stocnu hranu bez znacajnijih promena i dalje nema formirane otkupne cene pšenice rod 2009. Dok su ostale cene uglavnom bez promena u odnosu na prethodnu sedmicu.

Najvece poskupljenje u Zrenjaninu je kukuruza i pšenice na zitnoj pijaci, koje nema opravdanja. Niti ima kupaca niti prodavci skidaju cenu.

Na tržištu žitarica u Čačku cene se nisu značajnije menjale u odnosu na predhodnu sedmicu cene kukuruza je u blagom padu, i kreće se oko 13-14 dinara po kilogramu. Ostale cene se nisu značajnije menjale .Pšenica je 20 dinara,stočni ječam 20, sojina sačma 48,suncokretova sačma 13,lucerkino brašno 32 i seno u balama lucerka 10 dinara.

U Smederevu kod cena žitarica doslo je do pada cena pšenice, kukuruza i ječma na 12 din/kg.

U Kraljevu je ove sedmice je

poskupela suncokretova sačma, a niže cene beleže: kukuruz, pšenica i sojina sačma.

Pad cene lucerkinog sena u balam u Kikindi prati novi otkos i smanjenjem goveda na manjim gazdinstvima

Na tržištu žitarica ove nedelje bilo je prosečno, kako što se ponude tiče tako isto i za tražnju. Cene žitarica i stočne hrane se nisu bitnije menjale, pa je zaključak da prošla još jedna mirna nedelja.

### Agroinfo vesti

#### Kukuruzu potrebna kiša, suncokretu sunce

Trenutno usev kukuruza je u fazi mlecne zrelosti, znaci u fazi nalivanja zrna. Hibridi FAO 300, 400 i 500 grupe zrenja, sejani u prvoj dekadi aprila su u fazi prelaska iz mlecne u voštanu zrelost, odnosno u fazi kada se formiranje i nalivanje zrna polako privodi kraju i pocinje proces voštane zrelosti.

Kasni hibridi i raniji hibridi sejani kasnije ce u toj fazi biti zadesetak do petnaestak dana. I jednima i drugima sada bi kiša dobro došla izjavio je Djordje Jockovic iz Instituta za ratarstvo i povrtarstvo u Novom Sadu. Do kraja vegetacije suncokretu bi pogodovalo suvo vreme ali sporadicne padavine nece dovesti do vecih problema. Jockovic kaže da ce u regionima gde je bilo kiše ovih dana proces nalivanja zrna biti produžen što ce se pozitivno odraziti na prinos.

Izvor: RTV

**Cene žitarica i stočne hrane u Srbiji za period 10-16.8.2009. godine**

Proizvod	Jed.Mere	Mesto prodaje	Centralna Srbija										Vojvodina								
			Beograd	Obrenovac	Čačak	Kragujevac	Kraljevo	Loznica	Niš	Pirot	Požarevac	Smederevo	Vranje	Zajčar	Kikinda	Novi Sad	Pančevo	Sombor	S.Mitrovica	Subotica	Zrenjanin
Kukuruz/okrunjen p.s.	Džak 50 kg	Pijaca	13	13	13	12	13	13	13	12	15	15	15	15	10	11	12	11	11	11	14
Kukuruz/okrunjen p.s.	Rinfuz	Pijaca	---	---	---	---	---	---	---	---	---	---	---	---	---	---	---	10	11	---	---
Kukuruz/okrunjen p.s.	Džak 50 kg	Silos/milin	---	---	---	---	---	17	---	---	---	---	---	---	---	---	---	---	---	---	9.2
Kukuruz/okrunjen p.s.	Rinfuz	Silos/milin	---	---	---	---	---	---	---	---	---	---	---	---	---	9	8.5	---	---	---	---
Kukuruz/okrunjen v.s.	Džak 50 kg	Pijaca	---	---	---	---	---	---	---	---	15	---	---	---	---	---	---	---	---	---	---
Kukuruz/okrunjen v.s.	Rinfuz	Pijaca	---	---	---	---	---	---	---	---	---	---	---	---	---	---	---	10	---	---	---
Kukuruz/okrunjen v.s.	Džak 50 kg	Silos/milin	---	---	---	---	---	---	---	---	---	---	---	---	---	---	---	---	---	---	---
Kukuruz/okrunjen v.s.	Rinfuz	Silos/milin	---	---	---	---	---	---	---	---	---	---	---	---	9	---	---	---	---	---	---
Kukuruz u kipu	Rinfuz	Pijaca	---	---	---	---	---	---	---	---	---	---	---	---	---	---	---	---	---	---	---
Lucerkino seno u balama	Bala/12 do 25kg	Gazdinstvo	---	10	---	8	---	15	7	9	10	10	10	13	10	10	---	7	---	---	---
Lucerkino seno u balama	Bala/12 do 25kg	Pijaca	---	---	---	9	14	---	7	11	---	---	---	---	---	10	10	14	10	---	---
Lucerkino brašno min.15%prot.	Džak 25 kg.	Maloprodaja	---	28	---	33	---	30	---	---	---	---	---	---	---	45	22	---	---	---	---
Pšenica	Džak 50 kg	Pijaca	14	18	---	15	15	---	---	12	15	15	---	---	---	14	---	---	---	---	---
Pšenica	Rinfuz	Pijaca	---	---	---	---	---	20	---	---	---	---	---	---	---	---	9.8	11	---	---	---
Pšenica	Rinfuz	Silos/milin	10.5	---	---	---	---	---	10	9.5	---	---	---	10	9.5	9.5	---	9	---	---	---
Sojina sačma 44% prot.	Džak 50 kg	Maloprodaja	60	48	---	53	56	55	51	54	56	---	53	55	50	70	38	48	---	---	52
Stočni ječam	Rinfuz	Pijaca	---	---	---	---	---	---	---	---	---	---	---	---	---	---	8	---	---	---	---
Stočni ječam	Džak 50 kg	Pijaca	14	18	---	15	15	---	---	12	20	15	---	---	---	14	8.5	11	---	---	---
Stočni ječam	Rinfuz	Silos/milin	---	---	---	---	---	---	---	---	---	---	---	10	---	---	---	---	---	---	---
Stočno brašno	Džak 33 kg	Silos/milin	10.5	10	---	9	10	12	6.5	10	12	---	---	14	8	7	---	6	---	---	---
Suncokretova sačma 33% prot.	Džak 33 kg	Maloprodaja	---	18	---	15	25	20	20	20	16	---	20	17	---	40	14.5	15	---	---	31



**Promet robe na produktnoj berzi u Novom Sadu  
10-14. avgusta 2009. godine**

Poslednja nedelja jula donosi:

- Povećanje obima prometa
- Dominantna trgovina kukuruzom „na zeleno“
- veoma slaba ponuda pšenice
- kretanje PRODEX-a


Trgovanje na „Produktnoj berzi“ iz nedelje u nedelju sve je intenzivnije. Poverenje berzi kao organizatoru tržišta, protekle nedelje poverili su tržišni učesnici koji su međusobno razmenuli 7.910 tona robe posredstvom berze u Novom Sadu. To je rast u odnosu na prethodnu nedelju od 13,61%. Obzirom da je predmet trgovanja protekle nedelje uglavnom bila roba manje pojedinačne vrednosti, finansijska vrednost prometa bila je za 1,06% manja nego prethodne nedelje, a iznosila je 67.010.350,00 dinara. Struktura prometa se ne menja. Kukuruz je dominantan, pšenica i ostale robe tek sporadično su predmet trgovanja.

Kukuruzom je u proteklom nedeljnom periodu preko berze trgovano u ukupnoj količini od 7.374 tone, što je čak 93,20% ukupnog nedeljnog prometa. O razlozima koji kukuruz definitivno promovišu u lidera na tržištu proizvoda primarnog agrara dosta je pisano. Međutim, da bismo potkrepili ovu konstataciju podacima, pomenimo jednu relevantnu prognozu. Naime, po procenama američkog ministarstva poljoprivrede, svakako danas najreferentnije institucije kioja se bavi tržišnim procenama, Srbija bi u ekonomskoj 2009./10. godini sa oko 1,2 miliona tona izvoza kukuruza, trebala da se nađe u društvu 10 najvećih svetskih izvoznika ove robe. Prosečna cena je za 1% veća nego prethodne nedelje, a iznosila je 8,08 din/kg. Cena kukuruza prošlogodišnjeg roda je u nešto osetnijem porastu od 3,07%. Potpuno u senci tržišta kukuruza odvijalo se vrlo skromno trgovanje pšenicom u količini od svega 50 tona.

Tržište soje posle dužeg vremena se stabilizovalo. Predmet trgovanja na „Produktnoj berzi“ u protekloj nedelji bili su i stočno brašno, ječam rod 2009. godine i ostaci dorade semenske pšenice.

- Obim i struktura prometa u protekloj nedelji dati su u tabeli:

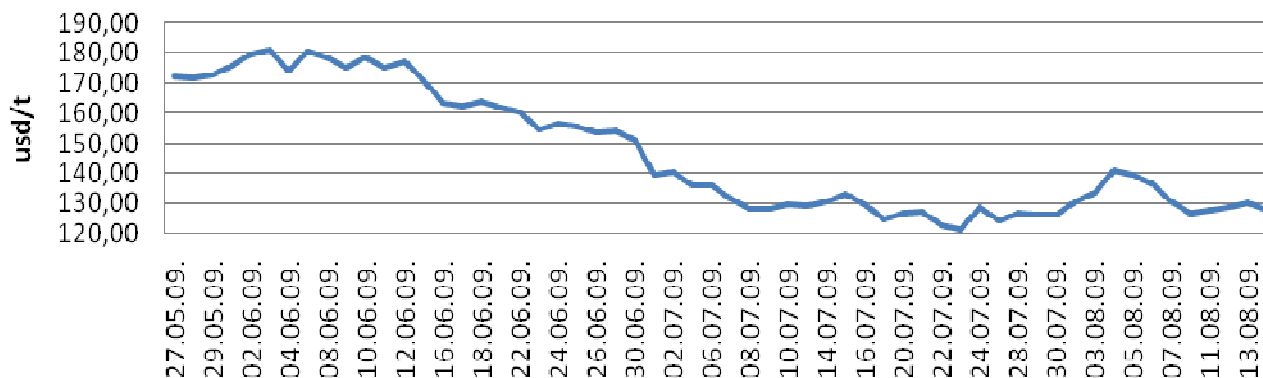
roba	ponuđena količina (tona)	cena ponude din/kg sa PDV-om	zaključena količina (tona)	zaključena cena din/kg sa PDV-om
Kukuruz prirodno suv, JUS kvalitet, rod 2008., rinfuz	1.124	9.94-10.15	1.024	9.94-10.15
Kukuruz prirodno suv, JUS kvalitet, rod 2008., rinfuz Odloženo plaćanje	150	9.83-9,94	150	9.83-9,94
pšenica, merkantilna, JUS kvalitet, rod 2009., rinfuz,	50	9.72	50	9.72
kukuruz, veštački sušen, rod 2009., rinfuz, isporuka oktobar	6.200	7.88-8.21	6.200	7.88-8.21
Soja, zrno, rod 2008., JUS kvalitet, rinfuz	21	35.64	21	35.64
Stočno brašno	25	5.90	25	5.90
ječam	290	8.64	290	8.64
Stočni ječam	100	8.64	100	8.64
Ostaci dorade semenske pšenice	50	6.48	50	6.48
Suncokretova sačma min 33%	50	9.91	-	-
pšenica, merkantilna, JUS kvalitet, rod 2008., rinfuz	76.82	11.88	-	-



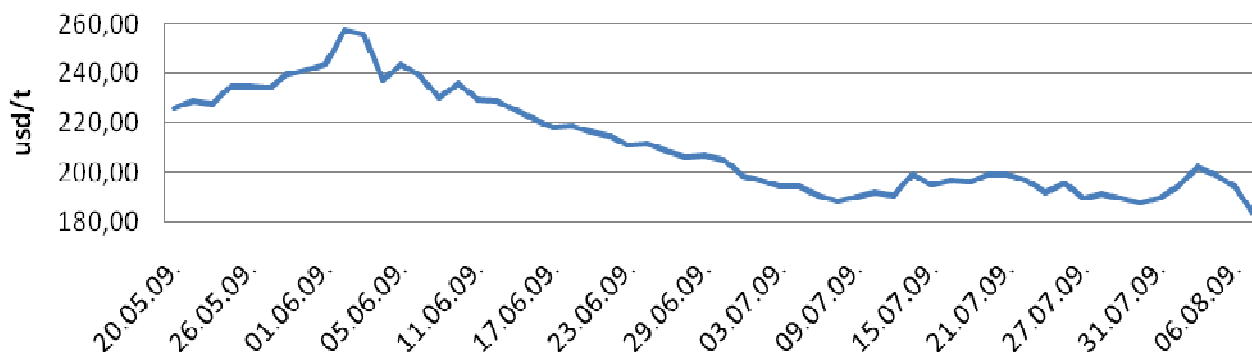
Cene poljoprivrednih proizvoda u protekloj nedelji na vodećim robnim berzama su bile (u proseku):

PREGLED DNEVNIH PROMENA CENA NA CBOT FJUČERS SEPT 08					
	ponedeljak 12 <sup>00</sup>	utorak 12 <sup>00</sup>	sreda 12 <sup>00</sup>	četvrtak 12 <sup>00</sup>	petak 12 <sup>00</sup>
<b>Pšenica</b>	179.82 \$/t	181.59 \$/t	178.28 \$/t	180.12 \$/t	176.88 \$/t
<b>Kukuruz</b>	126.76 \$/t	127.63 \$/t	128.49 \$/t	130.15 \$/t	127.71 \$/t

Kretanje septembarskog fjučersa za kukuruz na čikaškoj berzi u periodu od 20.05.-14.08..2009. godine



Kretanje septembarskog fjučersa za pšenicu na čikaškoj berzi u periodu od 20.05.-14.08.2009. godine



PREGLED DNEVNIH PROMENA CENA NA CBOT FJUČERS AVG 08					
	ponedeljak 12 <sup>00</sup>	utorak 12 <sup>00</sup>	sreda 12 <sup>00</sup>	četvrtak 12 <sup>00</sup>	petak 12 <sup>00</sup>
<b>Soja, zrno</b>	434.8 \$/t	429.66 \$/t	446.54 \$/t	446.4 \$/t	391.04 \$/t
<b>Sojina sačma</b>	374.5 \$/t	367.2 \$/t	383.2 \$/t	388 \$/t	335.9\$/t

BUDIMPEŠTA	PŠENICA	KUKURUZ
	106.09 EUR/t (futures sept 09)	107.58 EUR/t (futures sept 09)

EURONEXT PARIZ 18.07.2008.	PŠENICA	KUKURUZ
	131.50 EUR/t (futures avg 09)	124.00 EUR/t (futures avg 09)